



Tinna Rubber And Infrastructure Limited

(Formerly Tinna Overseas Limited)

CIN NO. : L51909DL1987PLC027186

Regd. Office : No-6, Sultanpur, Mandi Road,

Mehrauli, New Delhi -110030 (INDIA)

Tel. : (011) 3295 9600 / 26800233 / 0416 Fax : (011) 2680 7073

E-mail : tinna.delhi@tinna.in

URL - www.tinna.in

Date: 08th January, 2015

The Secretary
The Bombay Stock Exchange Limited
PhirozeJeejeebhoy Towers
Dalal Street
Mumbai – 400001

Sub: Shareholding Pattern — Clause 35 for the quarter ended on 31st December, 2014;

Dear Sir,

We are pleased to enclose herewith the Shareholding Pattern as required under Clause 35 of Listing Agreement for the quarter ended 31st December, 2014.

Kindly take the information on records and oblige.

Thanking you,

Yours faithfully,
For Tinna Rubber And Infrastructure Limited



Runai
Company Secretary

Encl. As above

CC:-

The Secretary
The Calcutta Stock Exchange Association Ltd.
7, Lyons Range,
Calcutta – 700001

The Secretary
The Ahmedabad Stock Exchange
First Floor, Kamdhenu Complex,
Opposite Sahajanand College,
Panjara Pole, Ambawadi
Ahmedabad – 380015

The Delhi Stock Exchange Association Limited
DSE house,
3/1, Asaf Ali Road,
Delhi – 110002

introductory sub-table (I)(a)

Name of the Company: TINNA RUBBER AND INFRASTRUCTURE LIMITED (FORMERLY KNOWN AS TINNA OVERSEAS LIMITED)

Script Code, Name of the scrip, class of security: 530475, TINNA RUBBER AND INFRASTRUCTURE LIMITED, EQUITY

Quarter ended: 31/12/2014

Partly paid-up shares:-	No. of partly paid-up shares	As a % of total no. of shares of the company	
		paid-up shares	As a % of total no. of shares of the company
Held by promoter/promoter group	0	0	0
Held by public	0	0	0
Total - D	0	0	0


Outstanding convertible securities:- No. of outstanding securities	As a % of total no. of	
	outstanding convertible securities	As a % of total no. of shares of the company, assuming full conversion of the convertible securities
Held by promoter/promoter group		
Held by public		
Total - E	0	0

Warrants:-	No. of warrants	As a % of total no. of shares of the company, assuming full conversion of warrants	
		of warrants	full conversion of warrants
Held by promoter/promoter group			
Held by public			
Total - F	0	0	0


Total paid-up capital of the company, assuming full conversion of warrants and convertible securities (Grand Total (A+B+C)+ D+E+F)

8564750

100




Category code	Category of Shareholder	Number of Shareholders	Table (I)(a)		Total shareholding as a percentage of total number of shares		Shares Pledged or otherwise encumbered	
			Total number of shares	Number of shares held in dematerialized form	As a percentage of (A+B) ¹	As a percentage of (A+B+C)	Number of shares	As a percentage
			(IV)	(V)				
(I)	(II)	(III)	(IV)	(V)	(VI)	(VII)	(VIII)	(IX) = (VIII)/(IV)*100
(A)	Shareholding of Promoter and Promoter Group²							
1	Indian							
(a)	Individuals/ Hindu Undivided Family	11	6321347	6321347	73.81	73.81	0	0.00
(b)	Central Government/ State Government(s)				0.00	0.00	0	0.00
(c)	Bodies Corporate				0.00	0.00	0	0.00
(d)	Financial Institutions/ Banks				0.00	0.00	0	0.00
(e)	Any Others(Specify)				0.00	0.00	0	0.00
(e-i)					0.00	0.00	0	0.00
(e-ii)					0.00	0.00	0	0.00
	Sub Total(A)(1)	11	6321347	6321347	73.81	73.81	0	0.00
2	Foreign							
a	Individuals (Non-Residents Individuals/ Foreign Individuals)				0.00	0.00		0.00
b	Bodies Corporate				0.00	0.00		0.00
c	Institutions				0.00	0.00		0.00
d	Any Others(Specify)				0.00	0.00		0.00
d-i					0.00	0.00		0.00
d-ii					0.00	0.00		0.00
	Sub Total(A)(2)	0	0	0	0.00	0.00	0	0.00
	Total Shareholding of Promoter and Promoter Group	11	6321347	6321347	73.81	73.81	0	0.00
(B)	Public shareholding							
1	Institutions							
(a)	Mutual Funds/ UTI				0.00	0.00		
(b)	Financial Institutions / Banks	0	0	0	0.00	0.00		
(c)	Central Government/ State Government(s)	1	28200	28200	0.33	0.33		
(d)	Venture Capital Funds				0.00	0.00		
(e)	Insurance Companies				0.00	0.00		
(f)	Foreign Institutional Investors				0.00	0.00		
(g)	Foreign Venture Capital Investors				0.00	0.00		
(h)	Any Other (specify)				0.00	0.00		
(h-i)					0.00	0.00		
(h-ii)					0.00	0.00		
	Sub-Total (B)(1)	1	28200	28200	0.33	0.33		
B 2	Non-institutions							
(a)	Bodies Corporate	58	398214	328514	4.65	4.65		
(b)	Individuals				0.00	0.00		
I	Individuals -i. Individual shareholders holding nominal share capital up to Rs 1 lakh	4969	1720889	1063453	20.09	20.09		
II	ii. Individual shareholders holding nominal share capital in excess of Rs. 1 lakh.				0.00	0.00		
(c)	Any Other (specify)				0.00	0.00		
(c-i)	NRI/OCB	40	96100	12500	1.12	1.12		
(c-ii)								
	Sub-Total (B)(2)	5067	2215203	1404467	25.86	25.86		
(B)	Total Public Shareholding (B)= (B)(1)+(B)(2)	5068	2243403	1432667	26.19	26.19		
	TOTAL (A)+(B)	5079	8564750	7754014	100.00	100.00		
(C)	Shares held by Custodians and against which Depository Receipts have been issued							
1	Promoter and Promoter Group					0.00		#DIV/0!
2	Public					0.00		
	Sub-Total (C)	0	0	0		0	0	
	GRAND TOTAL (A)+(B)+(C)	5079	8564750	7754014	100.00	100.00	0	0.00



(I)(b) Statement showing holding of securities (including shares, warrants, convertible securities) of persons belonging to the category "Promoter and Promoter Group"

Sr. No.	Name of the shareholder	Details of Shares held		Encumbered shares (*)			Details of warrants		Details of convertible securities		Total shares (including underlying shares assuming full conversion of warrants and convertible securities) as a % of diluted share capital
		Number of shares held	As a % of grand total (A)+(B)+(C)	No.	As a percentage (V)=(V)/(III)*100	As a % of grand total (A)+(B)+(C) of sub-clause (I)(a)	Number of warrants held	As a % total number of warrants of the same class	Number of convertible securities held	As a % total number of convertible securities of the same class	
		(III)	(IV)	(V)	(VI)=(V)/(III)*100	(VII)	(VIII)	(IX)	(X)	(XI)	(XII)
1	PUJA SEKHRI	1749160	20.42		0.00	0.00		0.00		0.00	
2	SHOBHA SEKHRI	1636343	19.11		0.00	0.00		0.00		0.00	
3	AARTI SEKHRI	1511347	17.65		0.00	0.00		0.00		0.00	
4	ADITYA BRIJ SEKHRI	300000	3.50		0.00	0.00		0.00		0.00	
5	MASTER KRISHNAV SEKHRI	300000	3.50		0.00	0.00		0.00		0.00	
6	MASTER ARNAV SEKHRI	300000	3.50		0.00	0.00		0.00		0.00	
7	BHUPINDER KUMAR-KARTA B		0.00								
	K SEKHRI & SONS (HUF)	262300	3.06		0.00	0.00		0.00		0.00	
8	GAURAV SEKHRI	66200	0.77		0.00	0.00		0.00		0.00	
9	KAPIL SEKHRI	79700	0.93		0.00	0.00		0.00		0.00	
10	BHUPINDER KUMAR SEKHRI	110287	1.29		0.00	0.00		0.00		0.00	
11	BHUPINDER KUMAR-KARTA		0.00								
	BHUPINDER & KAPIL (HUF)	6010	0.07	0	0.00	0.00	0	0.00	0	0.00	0
	TOTAL	6321347	73.81								



(II)(b) Statement showing holding of Depository Receipts (DRs), where underlying shares held by "promoter/promoter group" are in excess of 1% of the total number of shares

Sr. No.	Name of the DR Holder	Type of outstanding DR (ADRs, GDRs, SDRs, etc.)	Number of shares underlying outstanding DRs	Shares underlying outstanding DRs as a percentage of total number of shares $\frac{(A)+(B)+(C)}{D}$ indicated in Statement at para (a) above}
1				0.00
2				0.00
3				0.00
4				0.00
5				0.00
6				0.00
7				0.00
8				0.00
9				0.00
TOTAL			0	0.00

