



# Tinna Rubber And Infrastructure Limited

(Formerly Tinna Overseas Limited)

CIN NO. : L51909DL1987PLC027186

Regd. Office : No-6, Sultanpur, Mandi Road,  
Mehrauli, New Delhi -110030 (INDIA)

Tel. : (011) 3295 9600 / 26800233 / 0416 Fax : (011) 2680 7073

E-mail : tinna.delhi@tinna.in

URL - www.tinna.in

Date: 18<sup>th</sup> April, 2015

To  
The Secretary,  
The Bombay Stock Exchange Limited,  
Phiroze Jeejeebhoy Towers,  
Dalal Street,  
Mumbai-400001

**Subject: Shareholding pattern pursuant to Clause 35 of the Listing Agreement for the quarter ended 31<sup>st</sup> March, 2015**

Dear Sir/ Madam,

Please find enclosed herewith Shareholding pattern pursuant to Clause 35 of the Listing Agreement for the quarter ended 31<sup>st</sup> March, 2015.

Kindly take the information on records and oblige.

Thanking you

Yours faithfully

For Tinna Rubber And Infrastructure Ltd.

Company Secretary



Encl. as above

Copy to:

The Secretary

The Calcutta Stock Exchange Association Limited, 7, Lyons Range, Calcutta-700001

The Secretary

The Delhi Stock Exchange Association Limited, DSE House, 3/1, Asaf Ali Road, Delhi-110002

The Secretary

The Ahmedabad Stock Exchange Limited, 1<sup>st</sup> Floor, Kamdhenu Complex, opp Sahajanand College, Penjara Pole, Ambawadi, Ahmedabad-380015.

Introductory sub-table (I)(a)

Name of the Company: TINNA RUBBER AND INFRASTRUCTURE LIMITED (FORMERLY KNOWN AS TINNA OVERSEAS LIMITED)

Scrip Code, Name of the scrip, class of security: 530475, TINNA RUBBER AND INFRASTRUCTURE LIMITED, EQUITY

Quarter ended: 31/03/2015

Partly paid-up shares:-	As a % of total no. of partly paid-up shares		As a % of total no. of shares of the company	
	No. of partly paid-up shares			
Held by promoter/promoter group	0		0	0
Held by public	0		0	0
<b>Total - D</b>	<b>0</b>		<b>0</b>	<b>0</b>

Outstanding convertible securities:- No. of outstanding securities	As a % of total no. of outstanding convertible securities		As a % of total no. of shares of the company, assuming full conversion of the convertible securities	
	No. of outstanding securities			
Held by promoter/promoter group				
Held by public				
<b>Total - E</b>	<b>0</b>		<b>0</b>	<b>0</b>

Warrants:-	As a % of total no. of warrants		As a % of total no. of shares of the company, assuming full conversion of warrants	
	No. of warrants			
Held by promoter/promoter group				
Held by public				
<b>Total - F</b>	<b>0</b>		<b>0</b>	<b>0</b>

Total paid-up capital of the company, assuming full conversion of warrants and convertible securities (Grand Total (A+B+C)+ D+E+F)

8564750




Category code	Category of Shareholder	Number of Shareholders	Table (I)(a)		Total shareholding as a percentage of total number of shares		Shares Pledged or otherwise encumbered	
			Total number of shares	Number of shares held in dematerialized form	As a percentage of (A+B) <sup>1</sup>	As a percentage of (A+B+C)	Number of shares	As a percentage
(I)	(II)	(III)	(IV)	(V)	(VI)	(VII)	(VIII)	(IX) = (VIII)/(IV)*100
<b>(A)</b>	<b>Shareholding of Promoter and Promoter Group<sup>2</sup></b>							
1	Indian							
(a)	Individuals/ Hindu Undivided Family	11	6321347	6321347	73.81	73.81	0	0.00
(b)	Central Government/ State Government(s)				0.00	0.00	0	0.00
(c)	Bodies Corporate				0.00	0.00	0	0.00
(d)	Financial Institutions/ Banks				0.00	0.00	0	0.00
(e)	Any Others(Specify)				0.00	0.00	0	0.00
(e-i)					0.00	0.00	0	0.00
(e-ii)					0.00	0.00	0	0.00
	<b>Sub Total(A)(1)</b>	<b>11</b>	<b>6321347</b>	<b>6321347</b>	<b>73.81</b>	<b>73.81</b>	<b>0</b>	<b>0.00</b>
2	Foreign							
a	Individuals (Non-Residents Individuals/ Foreign Individuals)				0.00	0.00		0.00
b	Bodies Corporate				0.00	0.00		0.00
c	Institutions				0.00	0.00		0.00
d	Any Others(Specify)				0.00	0.00		0.00
d-i					0.00	0.00		0.00
d-ii					0.00	0.00		0.00
	<b>Sub Total(A)(2)</b>	<b>0</b>	<b>0</b>	<b>0</b>	<b>0.00</b>	<b>0.00</b>	<b>0</b>	<b>0.00</b>
	<b>Total Shareholding of Promoter and Promoter Group</b>	<b>11</b>	<b>6321347</b>	<b>6321347</b>	<b>73.81</b>	<b>73.81</b>	<b>0</b>	<b>0.00</b>
<b>(B)</b>	<b>Public shareholding</b>							
1	Institutions							
(a)	Mutual Funds/ UTI				0.00	0.00		
(b)	Financial Institutions/ Banks	0	0	0	0.00	0.00		
(c)	Central Government/ State Government(s)	1	28200	28200	0.33	0.33		
(d)	Venture Capital Funds				0.00	0.00		
(e)	Insurance Companies				0.00	0.00		
(f)	Foreign Institutional Investors				0.00	0.00		
(g)	Foreign Venture Capital Investors				0.00	0.00		
(h)	Any Other (specify)				0.00	0.00		
(h-i)					0.00	0.00		
(h-ii)					0.00	0.00		
	<b>Sub-Total (B)(1)</b>	<b>1</b>	<b>28200</b>	<b>28200</b>	<b>0.33</b>	<b>0.33</b>		
<b>B 2</b>	<b>Non-institutions</b>							
(a)	Bodies Corporate	46	388895	319195	4.54	4.54		
(b)	Individuals				0.00	0.00		
I	Individuals -i. Individual shareholders holding nominal share capital up to Rs 1 lakh	4947	1730008	1107375	20.20	20.20		
II	ii. Individual shareholders holding nominal share capital in excess of Rs. 1 lakh.				0.00	0.00		
(c)	Any Other (specify)				0.00	0.00		
(c-i)	NRI/OCB	42	96300	12700	1.12	1.12		
(c-ii)								
	<b>Sub-Total (B)(2)</b>	<b>5035</b>	<b>2215203</b>	<b>1439270</b>	<b>25.86</b>	<b>25.86</b>		
<b>(B)</b>	<b>Total Public Shareholding (B)= (B)(1)+(B)(2)</b>	<b>5036</b>	<b>2243403</b>	<b>1467470</b>	<b>26.19</b>	<b>26.19</b>		
	<b>TOTAL (A)+(B)</b>	<b>5047</b>	<b>8564750</b>	<b>7788817</b>	<b>100.00</b>	<b>100.00</b>		
<b>(C)</b>	<b>Shares held by Custodians and against which Depository Receipts have been issued</b>							
1	Promoter and Promoter Group					0.00	0	#DIV/0!
2	Public					0.00		
	<b>Sub-Total (C)</b>	<b>0</b>	<b>0</b>	<b>0</b>	<b>0</b>	<b>0</b>	<b>0</b>	
	<b>GRAND TOTAL (A)+(B)+(C)</b>	<b>5047</b>	<b>8564750</b>	<b>7788817</b>	<b>100.00</b>	<b>100.00</b>	<b>0</b>	<b>0.00</b>

5




Sr.No	Notes
1	
2	
3	
4	
5	
6	
7	
8	
9	

(8)




**(I)(b) Statement showing holding of securities (including shares, warrants, convertible securities) of persons belonging to the category "Promoter and Promoter Group"**

Sr. No.	Name of the shareholder	Details of Shares held		Encumbered shares (*)			Details of warrants		Details of convertible securities		Total shares (including underlying shares assuming full conversion of warrants and convertible securities) as a % of diluted share capital
		Number of shares held	As a % of grand total (A) + (B) + (C)	No.	As a percentage (V) = (V)/(III)*100	As a % of grand total (A)+(B)+(C) of sub-clause (I)(a)	Number of warrants held	As a % total number of warrants of the same class	Number of convertible securities held	As a % total number of convertible securities of the same class	
		(III)	(IV)	(V)	(VI)	(VII)	(VIII)	(IX)	(X)	(XI)	(XII)
1	PUJA SEKHRI	1749160	20.42		0.00	0.00		0.00	0.00		
2	SHOBHA SEKHRI	1636343	19.11		0.00	0.00		0.00	0.00		
3	AARTI SEKHRI	1511347	17.65		0.00	0.00		0.00	0.00		
4	ADITYA BRJ SEKHRI	300000	3.50		0.00	0.00		0.00	0.00		
5	MASTER KRISHNA V SEKHRI	300000	3.50		0.00	0.00		0.00	0.00		
6	MASTER ARNAV SEKHRI	300000	3.50		0.00	0.00		0.00	0.00		
7	BHUPINDER KUMAR-KARTAB		0.00								
	K SEKHRI & SONS (HUF)	262300	3.06		0.00	0.00		0.00	0.00		
8	GAURAV SEKHRI	66200	0.77		0.00	0.00		0.00	0.00		
9	KAPIL SEKHRI	79700	0.93		0.00	0.00		0.00	0.00		
10	BHUPINDER KUMAR SEKHRI	110287	1.29		0.00	0.00		0.00	0.00		
11	BHUPINDER KUMAR-KARTA		0.00								
	BHUPINDER & KAPIL (HUF)	6010	0.07	0	0.00	0.00	0	0.00	0	0.00	
	<b>TOTAL</b>	<b>6321347</b>	<b>73.81</b>								




(D)(c)(i) Statement showing holding of securities (including shares, warrants, convertible securities) of persons belonging to the category "Public" and holding more than 1% of the total number of shares

Sr. No.	Name of the shareholder	Number of shares held	Shares as a percentage of total number of shares {i.e., Grand Total (A)+(B)+(C) indicated in Statement at para (D)(a) above}	Details of warrants		Details of convertible securities		Total shares (including underlying shares assuming full conversion of warrants and convertible securities) as a % of diluted share capital
				Number of warrants held	As a % total number of warrants of the same class	Number of convertible securities held	% w.r.t total number of convertible securities of the same class	
1	Ashoka Mercantile Limited	2,91,812	3.41	0	0	0	0	2,91,812
2	Padmavathi Manchala	3,00,000	3.50	0	0	0	0	3,00,000
3	Madan Kukreja	1,20,450	1.41	0	0	0	0	1,20,450
4	Shama Askok Mehra	3,67,000	4.29	0	0	0	0	3,67,000
5								
6								
7								
8								
9								
10								
<b>TOTAL</b>		<b>10,79,262</b>	<b>12.61</b>	<b>0</b>	<b>0</b>	<b>0</b>	<b>0</b>	<b>10,79,262</b>




**(I)(c)(ii) Statement showing holding of securities (including shares, warrants, convertible securities) of persons (together with PAC) belonging to the category "Public" and holding more than 5% of the total number of shares of the company**

Sr. No.	Name(s) of the shareholder(s) and the Persons Acting in Concert (PAC) with them	Number of shares	Shares as a percentage of total number of shares {i.e., Grand Total (A)+(B)+(C) indicated in Statement at para (D)(a) above}	Details of warrants		Details of convertible securities			Total shares (including underlying shares assuming full conversion of warrants and convertible securities) as a % of diluted share-capital
				Number of warrants	As a % total number of warrants of the same class	Number of convertible securities held	% w.r.t total number of convertible securities of the same class		
1			0.00		0			0	
2			0.00		0			0	
3			0.00		0			0	
4			0.00		0			0	
5			0.00		0			0	
6			0.00		0			0	
7			0.00		0			0	
8			0.00		0			0	
9			0.00		0			0	
10			0.00		0			0	
<b>TOTAL</b>		<b>0</b>	<b>0.00</b>	<b>0</b>	<b>0</b>	<b>0</b>	<b>0</b>	<b>0</b>	<b>0</b>



**(D)(d) Statement showing details of locked-in shares**

Sr. No.	Name of the shareholder	Number of locked-in shares	Locked-in shares as a percentage of total number of shares [i.e., Grand Total (A)+(B)+(C) indicated in Statement at para (D)(a) above]
1			0.00
2			0.00
3			0.00
4			0.00
5			0.00
6			0.00
7			0.00
8			0.00
9			0.00
<b>TOTAL</b>			<b>0</b>
			<b>0.00</b>



*(Handwritten signature)*



(II)(a)

Statement showing details of Depository Receipts (DRs)

Sr. No.	Type of outstanding DR (ADRs, GDRs, SDRs, etc.)	Number of outstanding DRs	Number of shares underlying outstanding DRs	Shares underlying outstanding DRs as a percentage of total number of shares {i.e., Grand Total (A)+(B)+(C) indicated in Statement at para (I)(a) above}
1				0.00
2				0.00
3				0.00
4				0.00
5				0.00
6				0.00
7				0.00
8				0.00
9				0.00
TOTAL		0	0	0.00





(II)(b)

Statement showing holding of Depository Receipts (DRs), where underlying shares held by "promoter/promoter group" are in excess of 1% of the total number of shares

Sr. No.	Name of the DR Holder	Type of outstanding DR (ADRs, GDRs, SDRs, etc.)	Number of shares underlying outstanding DRs	Shares underlying outstanding DRs as a percentage of total number of shares i.e., Grand Total (A)+(B)+(C) indicated in Statement at para (D)(a) above}
1				0.00
2				0.00
3				0.00
4				0.00
5				0.00
6				0.00
7				0.00
8				0.00
9				0.00
<b>TOTAL</b>			<b>0</b>	<b>0.00</b>

