

Introductory sub-table (f)(a)

Name of the Company: TINNA RUBBER AND INFRASTRUCTURE LIMITED

Scrip Code, Name of the scrip, class of security: 530475, TINNA RUBBER AND INFRASTRUCTURE LIMITED, EQUITY

Quarter ended: 30/09/2015

Partly paid-up shares:-	No. of partly paid-up shares	As a % of total no. of partly paid-up shares	As a % of total no. of shares of the company
Held by promoter/promoter group	0	0	0
Held by public	0	0	0
Total - D	0	0	0


Outstanding convertible securities:- No. of outstanding securities	As a % of total no. of outstanding convertible securities	As a % of total no. of shares of the company, assuming full conversion of the convertible securities
Held by promoter/promoter group	0	0
Held by public	0	0
Total - E	0	0

Warrants:-	No. of warrants	As a % of total no. of warrants	As a % of total no. of shares of the company, assuming full conversion of warrants
Held by promoter/promoter group	0	0	0
Held by public	0	0	0
Total - F	0	0	0

Total paid-up capital of the company, assuming full conversion of warrants and convertible securities (Grand Total (A+B+C)+ D+E+F)

8564750

100




Category code	Category of Shareholder	Number of Shareholders	Table (I)(a)		Total shareholding as a percentage of total number of shares		Shares Pledged or otherwise encumbered	
			Total number of shares	Number of shares held in dematerialized form	As a percentage of (A+B) ¹	As a percentage of (A+B+C)	Number of shares	As a percentage
			(IV)	(V)	(VI)	(VII)	(VIII)	(IX) = (VIII)/(IV)*100
(I)	(II)	(III)	(IV)	(V)	(VI)	(VII)	(VIII)	(IX) = (VIII)/(IV)*100
(A)	Shareholding of Promoter and Promoter Group ²							
1	Indian							
(a)	Individuals/ Hindu Undivided Family	11	6321347	6321347	73.81	73.81	0	0.00
(b)	Central Government/ State Government(s)	0	0	0	0.00	0.00	0	0.00
(c)	Bodies Corporate	0	0	0	0.00	0.00	0	0.00
(d)	Financial Institutions/ Banks	0	0	0	0.00	0.00	0	0.00
(e)	Any Others(Specify)	0	0	0	0.00	0.00	0	0.00
(e-i)		0	0	0	0.00	0.00	0	0.00
(e-ii)		0	0	0	0.00	0.00	0	0.00
	Sub Total(A)(1)	11	6321347	6321347	73.81	73.81	0	0.00
2	Foreign							
a	Individuals (Non-Residents Individuals/ Foreign Individuals)	0	0	0	0.00	0.00	0	0.00
b	Bodies Corporate	0	0	0	0.00	0.00	0	0.00
c	Institutions	0	0	0	0.00	0.00	0	0.00
d	Any Others(Specify)	0	0	0	0.00	0.00	0	0.00
d-i		0	0	0	0.00	0.00	0	0.00
d-ii		0	0	0	0.00	0.00	0	0.00
	Sub Total(A)(2)	0	0	0	0.00	0.00	0	0.00
	Total Shareholding of Promoter and Promoter Group (A) = (A)(1)+(A)(2)	11	6321347	6321347	73.81	73.81	0	0.00
(B)	Public shareholding							
1	Institutions							
(a)	Mutual Funds/ UTI	0	0	0	0.00	0.00	0	0
(b)	Financial Institutions / Banks	0	0	0	0.00	0.00	0	0
(c)	Central Government/ State Government(s)	1	28200	28200	0.33	0.33	0	0
(d)	Venture Capital Funds	0	0	0	0.00	0.00	0	0
(e)	Insurance Companies	0	0	0	0.00	0.00	0	0
(f)	Foreign Institutional Investors	0	0	0	0.00	0.00	0	0
(g)	Foreign Venture Capital Investors	0	0	0	0.00	0.00	0	0
(h)	Any Other (specify)	0	0	0	0.00	0.00	0	0
(h-i)		0	0	0	0.00	0.00	0	0
(h-ii)		0	0	0	0.00	0.00	0	0
	Sub-Total (B)(1)	1	28200	28200	0.33	0.33	0	0
B 2	Non-institutions							
(a)	Bodies Corporate	45	392221	322521	4.58	4.58	0	0
(b)	Individuals							
I	Individuals - i. Individual shareholders holding nominal share capital up to Rs 1 lakh	4798	854158	250425	9.97	9.97	0	0
II	ii. Individual shareholders holding nominal share capital in excess of Rs. 1 lakh.	6	882424	882424	10.30	10.30	0	0
(c)	Any Other (specify)				0.00	0.00	0	0
(c-i)	NRI/OCB	41	86400	2800	1.01	1.01	0	0
(c-ii)								
	Sub-Total (B)(2)	4896	2215203	1458170	25.86	25.86	0	0
(B)	Total Public Shareholding (B) = (B)(1)+(B)(2)	4891	2243403	1486370	26.19	26.19	0	0
	TOTAL (A)+(B)	4962	8564750	7807717	100.00	100.00	0	0
(C)	Shares held by Custodians and against which Depository Receipts have been issued							
1	Promoter and Promoter Group	0	0			0.00	0	#DIV/0!
2	Public					0.00	0	
	Sub-Total (C)	0	0	0		0	0	
	GRAND TOTAL (A)+(B)+(C)	4902	8564750	7807717		100.00	0	0.00

2



Sr.No	Notes
1	
2	
3	
4	
5	
6	
7	
8	
9	



(S)

(D)(b) Statement showing holding of securities (including shares, warrants, convertible securities) of persons belonging to the category "Promoter and Promoter Group"


Sr. No.	Name of the shareholder	Details of Shares held		Encumbered shares (*)			Details of warrants		Details of convertible securities		Total shares (including underlying shares assuming full conversion of warrants and convertible securities) as a % of diluted share capital
		Number of shares held	As a % of grand total (A)+(B)+(C)	No.	As a percentage (VI)=(V)/(III)*100	As a % of grand total (A)+(B)+(C) of sub-clause (I)(a)	Number of warrants held	As a % total number of warrants of the same class	Number of convertible securities held	As a % total number of convertible securities of the same class	
1	PUJA SEKHRI	1749160	20.42	0	0.00	0.00		0.00		0.00	20.42
2	SHOBHA SEKHRI	1636343	19.11	0	0.00	0.00		0.00		0.00	19.11
3	AARTI SEKHRI	1511347	17.65	0	0.00	0.00		0.00		0.00	17.65
4	ADITYA BRIJ SEKHRI	300000	3.50	0	0.00	0.00		0.00		0.00	3.50
5	MASTER KRISHNAV SEKHRI	300000	3.50	0	0.00	0.00		0.00		0.00	3.50
6	MASTER ARNAV SEKHRI	300000	3.50	0	0.00	0.00		0.00		0.00	3.50
7	BHUPINDER KUMAR-KARTA B										
	K SEKHRI & SONS (HUF)	262300	3.06	0	0.00	0.00		0.00		0.00	3.06
8	GAURAV SEKHRI	66200	0.77	0	0.00	0.00		0.00		0.00	0.77
9	KAPIL SEKHRI	79700	0.93	0	0.00	0.00		0.00		0.00	0.93
10	BHUPINDER KUMAR SEKHRI	110287	1.29	0	0.00	0.00		0.00		0.00	1.29
11	BHUPINDER KUMAR-KARTA										
	BHUPINDER & KAPIL (HUF)	6010	0.07	0	0.00	0.00		0.00		0.00	0.07
	TOTAL	6321347	73.81	0	0.00	0.00	0	0.00	0	0.00	0.07



Handwritten signature or initials.


(D)(c)(ii) Statement showing holding of securities (including shares, warrants, convertible securities) of persons (together with PAC) belonging to the category "Public" and holding more than 5% of the total number of shares of the company

Sr. No.	Name(s) of the shareholder(s) and the Persons Acting in Concert (PAC) with them	Number of shares	Shares as a percentage of total number of shares {i.e., Grand Total (A)+(B)+(C) indicated in Statement at para (D)(a) above}	Details of warrants		Details of convertible securities		Total shares (including underlying shares assuming full conversion of warrants and convertible securities) as a % of diluted share-capital
				Number of warrants	As a % total number of warrants of the same class	Number of convertible securities held	% w.r.t total number of convertible securities of the same class	
1			0.00		0	0	0	
2			0.00		0	0	0	
3			0.00		0	0	0	
4			0.00		0	0	0	
5			0.00		0	0	0	
6			0.00		0	0	0	
7			0.00		0	0	0	
8			0.00		0	0	0	
9			0.00		0	0	0	
10			0.00		0	0	0	
TOTAL		0	0.00	0	0	0	0	0



(D)(d) Statement showing details of locked-in shares

Sr. No.	Name of the shareholder	Number of locked-in shares	Locked-in shares as a percentage of total number of shares [i.e., Grand Total (A)+(B)+(C) indicated in Statement-at para (D)(a) above]
1			0.00
2			0.00
3			0.00
4			0.00
5			0.00
6			0.00
7			0.00
8			0.00
9			0.00
TOTAL		0	0.00




(Handwritten signature or initials)

(II)(a)

Statement showing details of Depository Receipts (DRs)

Sr. No.	Type of outstanding DR (ADRs, GDRs, SDRs, etc.)	Number of outstanding DRs	Number of shares underlying outstanding DRs	Shares underlying outstanding DRs as a percentage of total number of shares {i.e., Grand Total (A)+(B)+(C) indicated in Statement at para (D)(a) above}
1				0.00
2				0.00
3				0.00
4				0.00
5				0.00
6				0.00
7				0.00
8				0.00
9				0.00
		0	0	0.00
TOTAL				



(II)(b) Statement showing holding of Depository Receipts (DRs), where underlying shares held by "promoter/promoter group" are in excess of 1% of the total number of shares

Sr. No.	Name of the DR Holder	Type of outstanding DR (ADRs, GDRs, SDRs, etc.)	Number of shares underlying outstanding DRs	Shares underlying outstanding DRs as a percentage of total number of shares i.e., Grand Total (A)+(B)+(C) indicated in Statement at para (D)(a) above}
1				0.00
2				0.00
3				0.00
4				0.00
5				0.00
6				0.00
7				0.00
8				0.00
9				0.00
TOTAL			0	0.00

