



Tinna Rubber And Infrastructure Limited

(Formerly Tinna Overseas Limited)

CIN NO. : L51909DL1987PLC027186

Regd. Office : No-6, Sultanpur, Mandi Road,
Mehrauli, New Delhi -110030 (INDIA)

Tel. : (011) 3295 9600 / 26800233 / 0416 Fax : (011) 2680 7073

E-mail : tinna.delhi@tinna.in

URL - www.tinna.in

Date: 14th Oct., 2014

The Secretary
The Bombay Stock Exchange Limited
Phiroze Jeejeebhoy Towers
Dalal Street
Mumbai - 400001

Sub: Shareholding Pattern — Clause 35 for the quarter ended on 30th Sept. 2014;


Dear Sir,

We are pleased to enclose herewith the Shareholding Pattern as required under Clause 35 of Listing Agreement for the quarter ended 30th September, 2014.

Kindly take the information on records and oblige.

Thanking you,

Yours faithfully,
For Tinna Rubber And Infrastructure Limited




Company Secretary

Encl. As above

CC:-

The Secretary
The Calcutta Stock Exchange Association Ltd.
7, Lyons Range,
Calcutta - 700001

The Secretary
The Ahmedabad Stock Exchange
First Floor, Kamdhenu Complex,
Opposite Sahajanand College,
Panjara Pole, Ambawadi
Ahmedabad - 380015

The Delhi Stock Exchange Association Limited
DSE house,
3/1, Asaf Ali Road,
Delhi - 110002

Introductory sub-table I)(a)

Name of the Company: TINNA RUBBER AND INFRASTRUCTURE LIMITED (FORMERLY KNOWN AS TINNA OVERSEAS LIMITED)

Scrip Code, Name of the scrip, class of security: 530475, TINNA RUBBER AND INFRASTRUCTURE LIMITED, EQUITY

Quarter ended: 30/09/2014


Partly paid-up shares:-	As a % of total no. of partly paid-up shares		As a % of total no. of shares of the company	
	No. of partly paid-up shares			
Held by promoter/promoter group	0	0	0	0
Held by public	0	0	0	0
Total - D	0	0	0	0

Outstanding convertible securities: No. of outstanding securities	As a % of total no. of outstanding convertible securities		As a % of total no. of shares of the company, assuming full conversion of the convertible securities	
	No. of outstanding securities			
Held by promoter/promoter group				
Held by public				
Total - E	0	0	0	0


Warrants:-	As a % of total no. of warrants		As a % of total no. of shares of the company, assuming full conversion of warrants	
	No. of warrants			
Held by promoter/promoter group				
Held by public				
Total - F	0	0	0	0

Total paid-up capital of the company, assuming full conversion of warrants and convertible securities (Grand Total (A+B+C)+ D+E+F)

8554750




Category code	Category of Shareholder	Number of Shareholders	Table (I)(a)			Total shareholding as a percentage of total number of shares		Shares Pledged or otherwise encumbered	
			Total number of shares	Number of shares held in dematerialized form	As a percentage of (A+B) ¹	As a percentage of (A+B+C)	Number of shares	As a percentage	
			(IV)	(V)	(VI)	(VII)	(VIII)	(IX) = (VIII)/(V)*100	
(A)	Shareholding of Promoter and Promoter Group ²								
1	Indian								
(a)	Individuals/ Hindu Undivided Family	11	6316147	6316147	73.75	73.75	0	0.00	
(b)	Central Government/ State Government(s)				0.00	0.00	0	0.00	
(c)	Bodies Corporate				0.00	0.00	0	0.00	
(d)	Financial Institutions/ Banks				0.00	0.00	0	0.00	
(e)	Any Others(Specify)				0.00	0.00	0	0.00	
(e-i)					0.00	0.00	0	0.00	
(e-ii)					0.00	0.00	0	0.00	
	Sub Total(A)(1)	11	6316147	6316147	8564750.00	73.75	0	0.00	
2	Foreign								
a	Individuals (Non-Residents Individuals/ Foreign Individuals)				0.00	0.00		0.00	
b	Bodies Corporate				0.00	0.00		0.00	
c	Institutions				0.00	0.00		0.00	
d	Any Others(Specify)				0.00	0.00		0.00	
d-i					0.00	0.00		0.00	
d-ii					0.00	0.00		0.00	
	Sub Total(A)(2)	0	0	0	0.00	0.00	0	0.00	
	Total Shareholding of Promoter and Promoter Group	11	6316147	6316147	73.75	73.75	0	0.00	
(B)	Public shareholding								
1	Institutions								
(a)	Mutual Funds/ UTI				0.00	0.00			
(b)	Financial Institutions/ Banks	0	0	0	0.00	0.00			
(c)	Central Government/ State Government(s)	1	28200	28200	0.33	0.33			
(d)	Venture Capital Funds				0.00	0.00			
(e)	Insurance Companies				0.00	0.00			
(f)	Foreign Institutional Investors				0.00	0.00			
(g)	Foreign Venture Capital Investors				0.00	0.00			
(h)	Any Other (specify)				0.00	0.00			
(h-i)					0.00	0.00			
(h-ii)					0.00	0.00			
	Sub-Total (B)(1)	1	28200	28200	0.33	0.33			
B 2	Non-institutions								
(a)	Bodies Corporate	54	409186	339486	4.78	4.78			
(b)	Individuals				0.00	0.00			
I	Individuals -i. Individual shareholders holding nominal share capital up to Rs 1 lakh.	5049	1725117	1014181	20.14	20.14			
II	ii. Individual shareholders holding nominal share capital in excess of Rs. 1 lakh.				0.00	0.00			
(c)	Any Other (specify)				0.00	0.00			
(c-i)	NR/OCB	38	86100	2500	1.01	1.01			
(c-ii)					0.00	0.00			
	Sub-Total (B)(2)	5141	2220403	1356167	25.92	25.92			
(B)	Total Public Shareholding (B)= (B)(1)+(B)(2)	5142	2248603	1384367	26.25	26.25			
	TOTAL (A)+(B)	5153	8564750	7700514	100.00	100.00			
(C)	Shares held by Custodians and against which Depository Receipts have been issued								
1	Promoter and Promoter Group					0.00		#DIV/0!	
2	Public					0.00			
	Sub-Total (C)	0	0	0		0	0		
	GRAND TOTAL (A)+(B)+(C)	5153	8564750	7700514		100.00	0	0.00	




(1)(b) Statement showing holding of securities (including shares, warrants, convertible securities) of persons belonging to the category "Promoter and Promoter Group"

Sr. No.	Name of the shareholder	Details of Shares held		Encumbered shares (*)		Details of warrants		Details of convertible securities		Total shares (including underlying shares assuming full conversion of warrants and convertible securities) as a % of diluted share capital
		Number of shares held	As a % of grand total (A)+(B)+(C)	No.	As a percentage (N)=(M)/(III)*100	As a % of grand total (A)+(B)+(C) of sub-clause (D)(a)	Number of warrants held	As a % total number of warrants of the same class	Number of convertible securities held	
		(III)	(IV)	(N)	(VII)	(VIII)	(IX)	(X)	(XI)	(XII)
1	PUJA SEKHRI	1749160	20.42		0.00		0.00		0.00	
2	SHOBHA SEKHRI	1636343	19.11		0.00		0.00		0.00	
3	AARTI SEKHRI	1511347	17.65		0.00		0.00		0.00	
4	ADITYA BRIJ SEKHRI	300000	3.50		0.00		0.00		0.00	
5	MASTER KRISHNAV SEKHRI	300000	3.50		0.00		0.00		0.00	
6	MASTER ARNAV SEKHRI	300000	3.50		0.00		0.00		0.00	
7	BHUPINDER KUMAR-KARTA B		0.00							
	K SEKHRI & SONS (HUF)	262300	3.06		0.00		0.00		0.00	
8	GAURAV SEKHRI	66200	0.77		0.00		0.00		0.00	
9	KAPIL SEKHRI	79700	0.93		0.00		0.00		0.00	
10	BHUPINDER KUMAR SEKHRI	105087	1.23		0.00		0.00		0.00	
11	BHUPINDER KUMAR-KARTA		0.00							
	BHUPINDER & KAPIL (HUF)	6010	0.07	0	0.00	0	0.00	0	0.00	0
	TOTAL	6316147	73.75							




(D)(c)(ii) Statement showing holding of securities (including shares, warrants, convertible securities) of persons (together with PAC) belonging to the category "Public" and holding more than 5% of the total number of shares of the company

Sr. No.	Name(s) of the shareholder(s) and the Persons Acting in Concert (PAC) with them	Number of shares	Shares as a percentage of total number of shares (i.e., Grand Total (A)+(B)+(C) indicated in Statement at para (D)(a) above)	Details of warrants		Details of convertible securities		Total shares (including underlying shares assuming full conversion of warrants and convertible securities) as a % of diluted share capital
				Number of warrants	As a % total number of warrants of the same class	Number of convertible securities held	% w.r.t total convertible securities of the same class	
1			0.00		#DIV/0!		#DIV/0!	
2			0.00		#DIV/0!		#DIV/0!	
3			0.00		#DIV/0!		#DIV/0!	
4			0.00		#DIV/0!		#DIV/0!	
5			0.00		#DIV/0!		#DIV/0!	
6			0.00		#DIV/0!		#DIV/0!	
7			0.00		#DIV/0!		#DIV/0!	
8			0.00		#DIV/0!		#DIV/0!	
9			0.00		#DIV/0!		#DIV/0!	
10								
TOTAL		0	0.00	0	#DIV/0!	0	#DIV/0!	0



(II)(a) Statement showing details of Depository Receipts (DRs)

Sr. No.	Type of outstanding DR (ADRs, GDRs, SDRs, etc.)	Number of outstanding DRs	Number of shares underlying outstanding DRs	Shares underlying outstanding DRs as a percentage of total number of shares (i.e., Grand Total (A)+(B)+(C) indicated in Statement at para (I)(a) above)
1				0.00
2				0.00
3				0.00
4				0.00
5				0.00
6				0.00
7				0.00
8				0.00
9				0.00
TOTAL		0	0	0.00



(II)(b) Statement showing holding of Depository Receipts (DRs), where underlying shares held by "promoter/promoter group" are in excess of 1% of the total number of shares

Sr. No.	Name of the DR Holder	Type of outstanding DR (ADRs, GDRs, SDRs, etc.)	Number of shares underlying outstanding DRs	Shares underlying outstanding DRs as a percentage of total number of shares (i.e., Grand Total (A)+(B)+(C) indicated in Statement at para (D)(a) above)
1				0.00
2				0.00
3				0.00
4				0.00
5				0.00
6				0.00
7				0.00
8				0.00
9				0.00
TOTAL			0	0.00

